

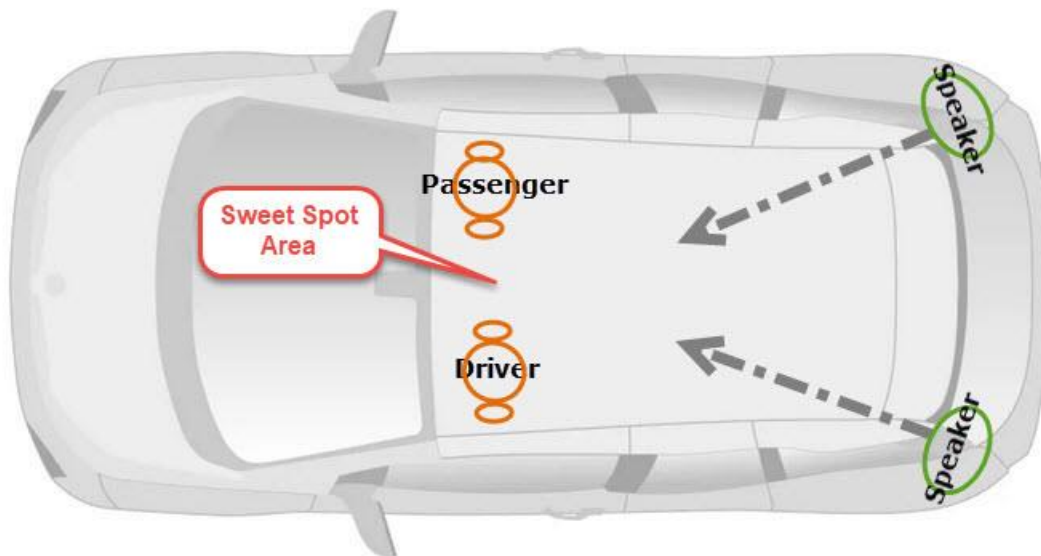


Corvette Convertible Speaker Kits

Corvette 1968-1975

Thank you for your purchase. Our Audiophile sound cabinets feature a unique “tuck-a-way” mounting design that won’t compromise storage compartment space. Plus, the “toe-in” angled cabinet placement creates an optimum sound direction in your Corvette. Unlike typical speaker placement, our cabinets with their angled design create a “sweet spot” in the front center of your car. The sweet spot provides a spectacular enhancement in sound for your listening pleasure.

Optimum Sound Direction



Speaker Kit Contents:


Premium MDF carpeted speaker boxes
Speaker box attachment hardware (“L” Brackets”)

Speaker Equipped Kits:

One pair of Rockford Fosgate Prime speakers (4 ohm 2-Way, 65 Watts RMS, 130 Watts Max)
Speaker wires
Speaker Instructions

Instructions:

Position each speaker in the left and right corners of the rear storage compartment area as indicated in the picture. When eventually attached to the rear panel, speakers will be at a cross angle to the seats for best sound positioning. Before attaching speaker boxes in place, attach the "L" brackets to the inside of the boxes with the screws provided.




Run wiring from your stereo system to the speakers paying attention to left and right wiring and positive and negative speaker terminals. Remember to leave enough slack in the wiring to later tuck away out of sight. Remove the passenger side dash panel to access radio wiring. Wires should run behind the passenger side kick panel, then under the door sill to the rear compartment area where they will be attached to the speakers.

Note: Very Important!

You must hook the Positive (+) factory speaker wire to the Positive (+) terminal of your new speaker, and the same with the Negative (-) factory speaker wire. Getting this wrong will severely decrease your sound quality and bass response.

Identify where the attachment screws will go in the compartment panel and drill small pilot holes into the back panel to accommodate attachment screws for the final installation of the box (one screw per "L" bracket). Reinstall speakers and covers to boxes. For questions about installation, please contact us at **208-801-8179**.



***Our production facility
United States Patented - Made in the USA***